



Innovative brand in small sizes UV printers

artisJet proV6

Daily Check Schedule

2020

ABOUT THIS FILE

This file introduces daily check schedule. Perform daily check schedule before print and after work.

CONTENTS

1. Morning check
2. Pre-print check
3. Quality Check
4. Start the print
5. For different products printing
6. After work

1 Morning check

Make sure you have ink in the cartridges; replace if needed.

Keep the waste ink level low than the red line. Replace or clear them.



Fig. 1 – Ink cartridges and waste ink cartridges

2 Pre-print check

Computer:

Make sure the internet is connected.

Software:

Make sure the 'Blue dongle' is plugged in and RIP is activated.

Print table:

Make sure there is no random items on the table.

Ink system clean:

Click 'Clean' button.



Fig. 1 – dongle

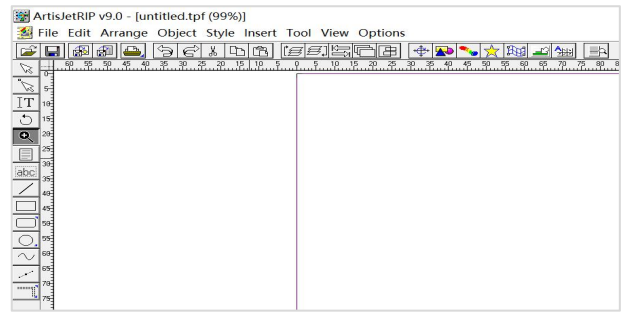


Fig-2 RIP software

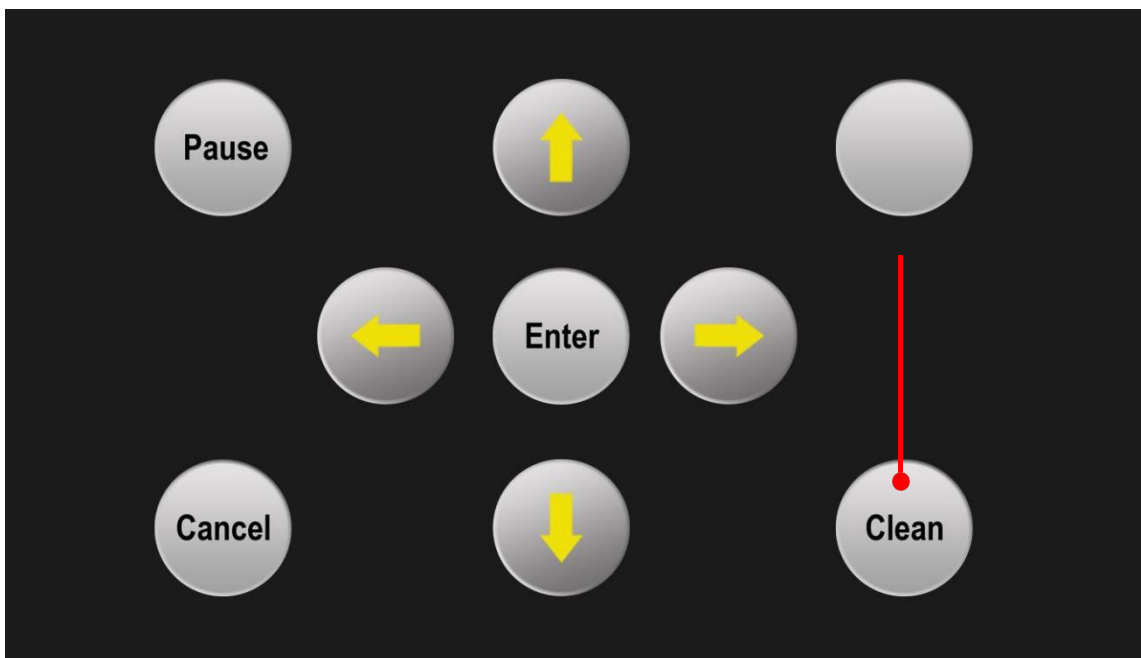


Fig.3-Clean button

3 Quality check

Print a PRN file.
Compare the print to the standard sample.
Watch the 'Quality Compare Print' video for directions.



Fig.-4 comparing result

4 Start the print

Product loading:
Load the product onto the template. Click 'Enter' button.

Software operation:
1)Reconnect the USB dongle if the print can not be proceeded.
2)Restart the RIP by 'EXIT' the RIP icon in the bottom right corner.

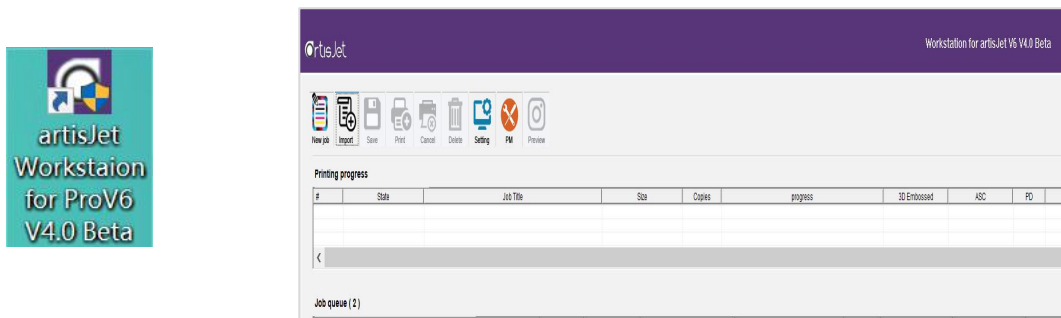


Fig.-5 workstation

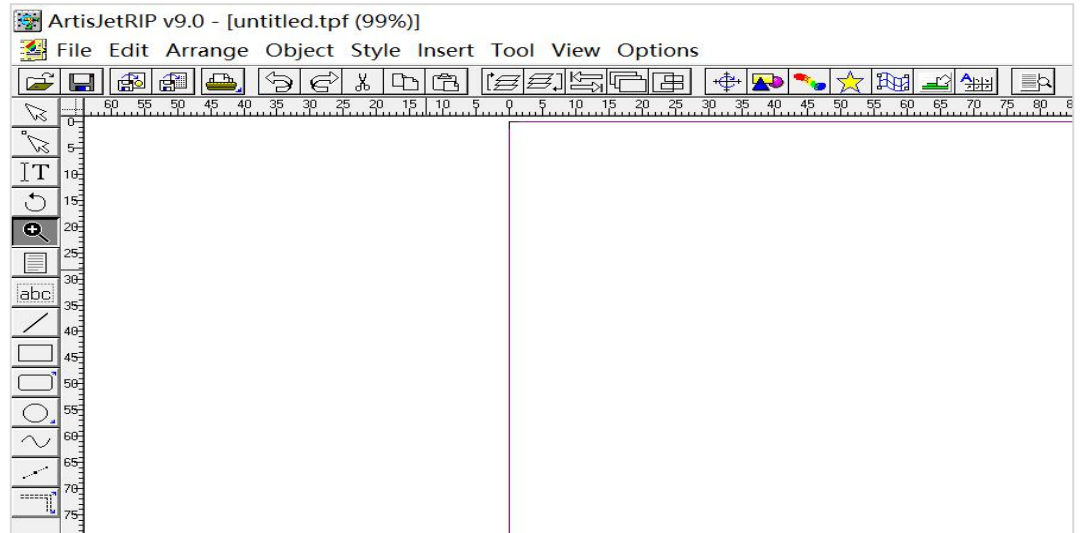


Fig.-6 RIP software

5

For different products printing

- Confirm the product name/type.
- Change the right product template accordingly.
- Click 'ENTER' to print.




Fig.-7 lipstick template




Fig.-8 Enter button

6

After work

Click 'CLEAN' button before turning off the printer;

Switch off the power button.

Move the carriage to the right manually.

Wipe the cap station/wiper and printer head (watch 'After work Clean' video for directions)

Move the carriage to the original position (the most left side) manually.




Fig.-9 Clean button




Fig.-10 Switch on/off button



Product Consulting



+86 158 1111 9658



info@artisjet.com

Technical Support



+86 186 1133 3892



ccc@artisjet.com

Sample Testing



+86 159 1024 3211



sample@artisjet.com